
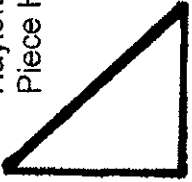


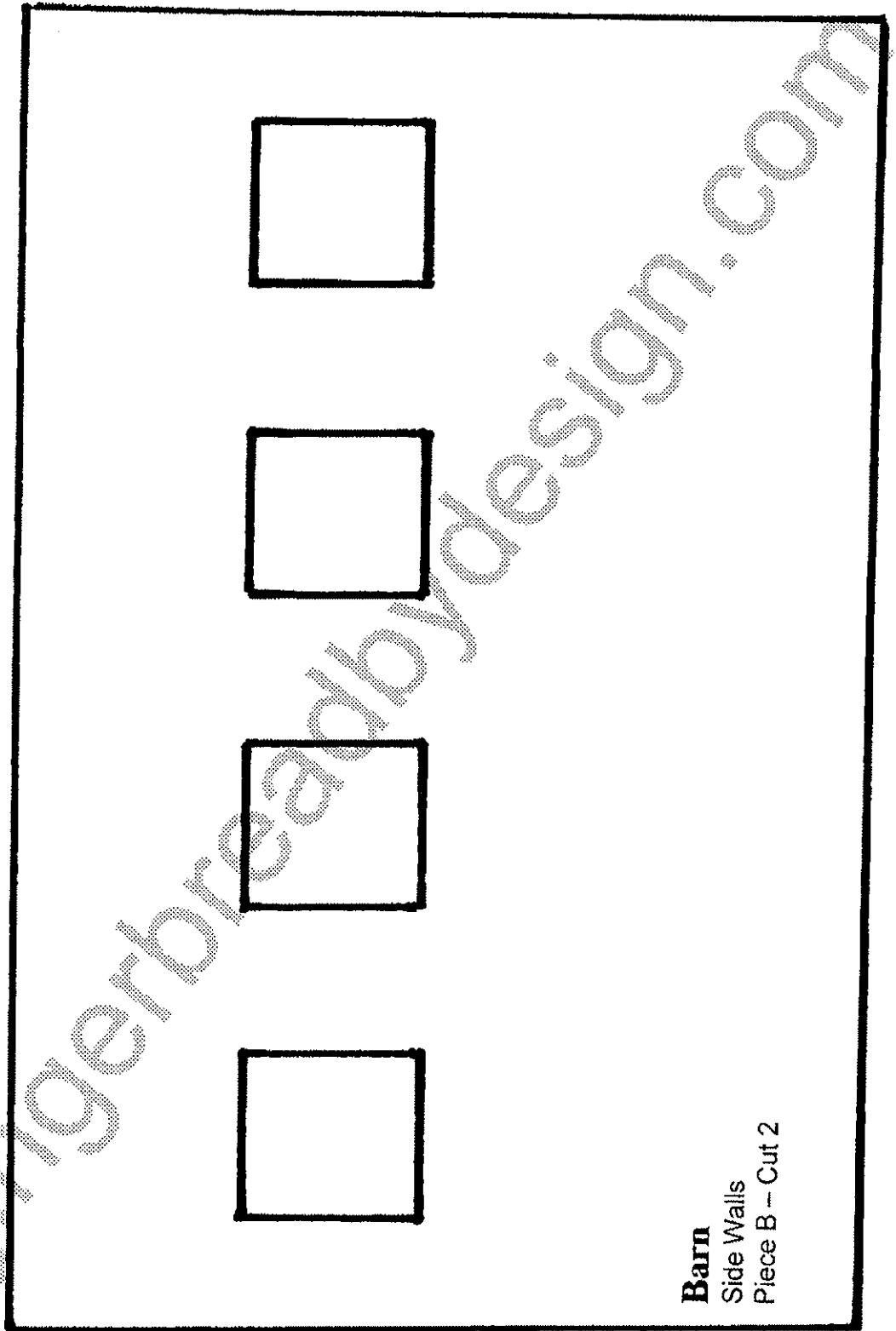
Barn

Front / Back Walls
Piece A – Cut 2

Barn
Hayloft Support
Piece H – Cut 3



Barn
Hayloft
Piece G – Cut 1



Barn
Side Walls
Piece B – Cut 2

www.gingerbreadbydesign.com

Cut around dotted lines for the side with the Silo.

Barn
Lower Roof
Piece C – Cut 2

Barn
Upper Roof
Piece D – Cut 2

www.gingerbreadbydesign.com

www.gingerbreadbydesign.com



Barn
Silo Walls
Piece E – Cut 8



Barn
Cap (Under Silo Roof)
Piece F – Cut 1