

**Farmhouse**

Front Wall


Piece A – Cut 1

[www.gingerbreadbydesign.com](http://www.gingerbreadbydesign.com)

**Farmhouse**

Gable Roof Left/Right  
Piece H – Cut 2  
(Flop second piece)

Cut-out dotted-line section for  
right roof side



www.Pingerbread.com  
Pingerbread.com  
www.Pingerbread.com

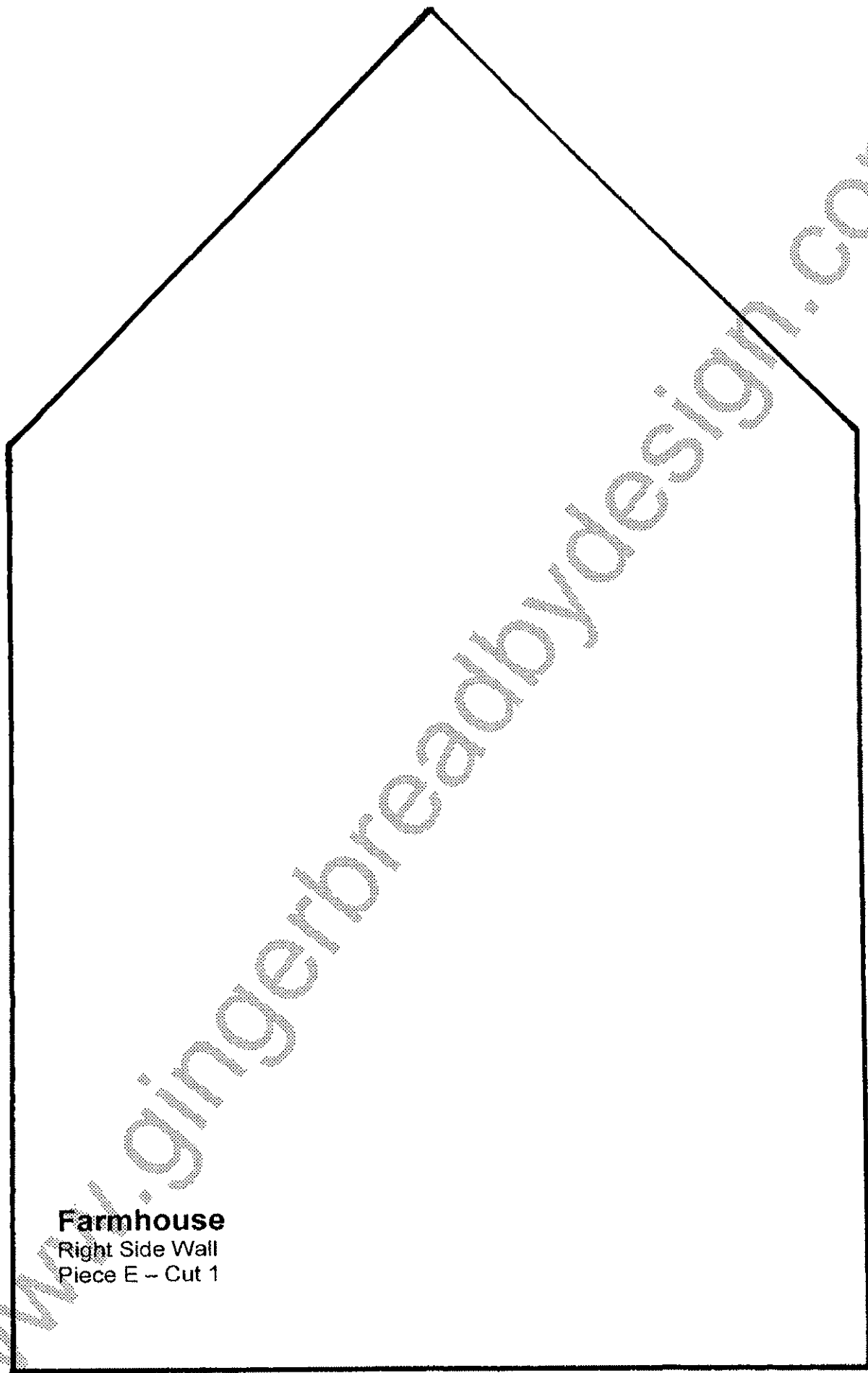
**Farmhouse**

Main: Roof Front/Back

Piece G – Cut 2

(Flip second piece)

www.gingerbreadbydesign.com

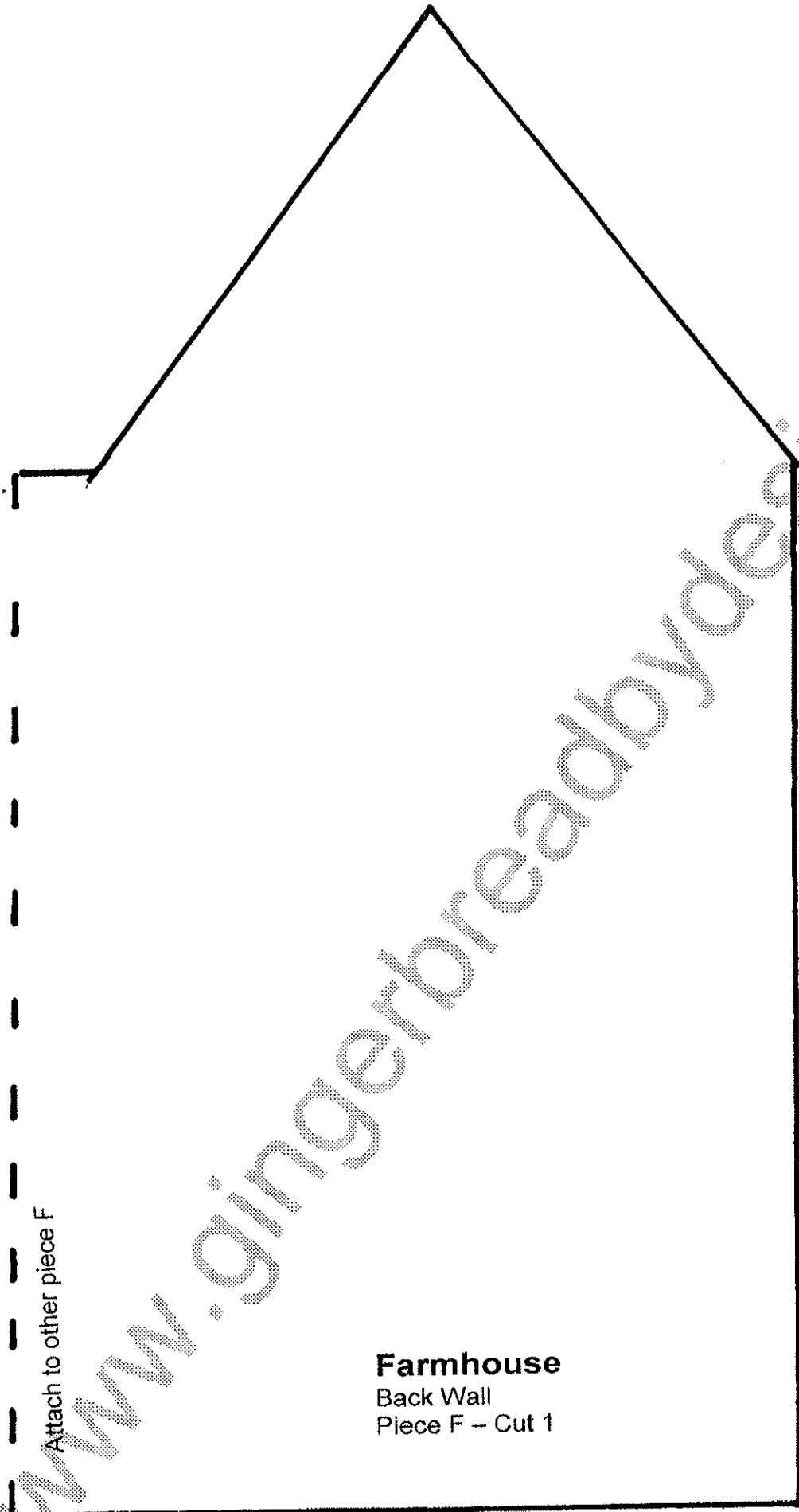


**Farmhouse**  
Right Side Wall  
Piece E - Cut 1

**Farmhouse**  
Back Wall  
Piece F – Cut 1


Attach to other piece F

www.gingerbreadbydesign.com

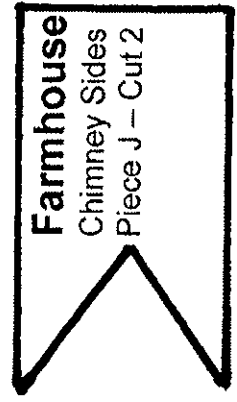


Attach to other piece F

**Farmhouse**  
Back Wall  
Piece F – Cut 1




**Farmhouse**  
Chimney Front/Back  
Piece I – Cut 2




**Farmhouse**  
Chimney Sides  
Piece J – Cut 2

[www.gingerbreadbydesign.com](http://www.gingerbreadbydesign.com)



**Farmhouse**  
Front Gable  
Piece C – Cut 1



**Farmhouse**  
Right Side Wall  
Piece D – Cut 1

**Farmhouse**  
Left Side Wall  
Piece B – Cut 1

[www.gingerbreadbydesign.com](http://www.gingerbreadbydesign.com)